

UV PHAZER NEO™

Rechargeable Ultraviolet Leak Detection Lamp

CAUTION!



ALWAYS USE APPROPRIATE EYE PROTECTION (UV ENHANCING GLASSES) WHEN OPERATING LIGHT. Protect eyes during operation. Do not look directly at the light during operation. Exposure to UV light, even for a brief period can damage your eyes.

Operating Instructions

IMPORTANT!

Studies have proven that the use of UV Enhancing Glasses (supplied) allow the user to find and spot leaks easier and faster. For more information on this subject visit www.uview.com

- 1) Put on UV Enhancing Glasses (supplied).
- 2) Turn on lamp by depressing switch on rear of lamp.
- 3) Scan the area with the UV lamp.
- 4) Adjust focus/intensity by turning head on lamp.

A fluorescent glow will appear from leaks. For optimum results do not use lamp in bright sunlight and make sure to wear the UV Enhancing Glasses as they will allow you to more clearly see the fluorescent glow of the dye.

The Neo light will maintain the light intensity at it's peak performance throughout the charged life of the battery.

When the battery is almost fully depleted, it will begin to turn off automatically or fail to turn on consistently.

When this occurs, the battery must be re-charged.

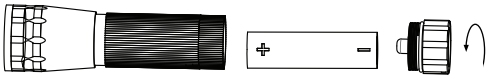


1.5 hrs.

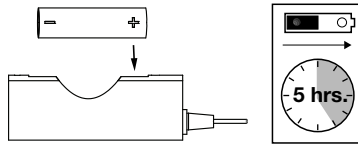
Running time.

Charging Instructions

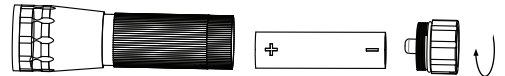
- 1) Unscrew switch cap.



- 2) Place battery in charger – positive to positive. Charge for 5 hours.
(Drop in battery positive end first.)



- 3) Attach switch cap hand tight.



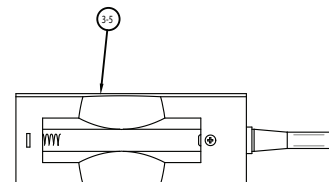
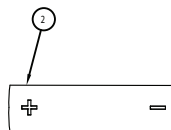
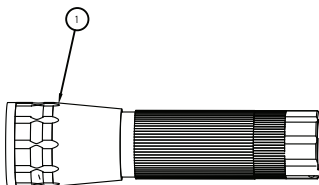
NOTE: The UV Phazer NEO will begin to flash ON / OFF when the battery requires charging.

Limited Warranty

This product is warranted to be free of defects in materials and workmanship for a period of one year from the date of purchase. Proof of purchase required to obtain warranty service. The information presented herein is based on proper application and normal use of the product. Because the manufacturer cannot control handling, storage, and use of the product, no warranty of fitness or merchantability of any kind, either expressed or implied, is made regarding the product. The manufacturer assumes no responsibility or liability with respect to personal injury or property damage resulting from the improper use, handling, or results from using this product.

Replacement Parts

- 1) 98006433 – UV Phazer NEO lamp
- 2) 98006445 – 3.7V Lithium ion Battery
- 3) 98027300 – Charger lithium ion North America
- 4) 98027301 – Charger lithium ion EU
- 5) 98027302 – Adapter Australia
- 6) 98006062 – Adapter UK



UV PHAZER NEO™

Rechargeable Ultraviolet Leak Detection Lamp

Operating Instructions / Instrucciones de funcionamiento / Directives d'utilisation

